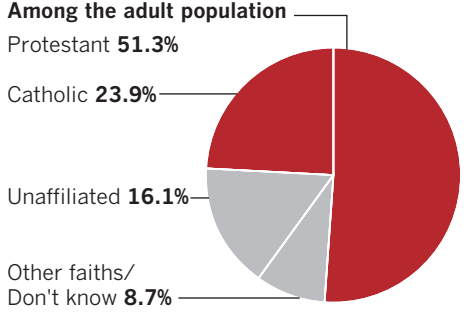


# Beliefs: Religious views and practices in America

A study released this week by the Pew Forum on Religion & Public Life shows that America is an overwhelmingly religious country, with 92% of those surveyed saying they believe in God or a universal spirit. Here are examples of findings from the lengthy U.S. Religious Landscape Survey, which is available at [www.pewforum.org](http://www.pewforum.org).

## U.S. religious groups

About three-quarters of the adult U.S. population describe themselves as Catholics or one of the various denominations of Protestants.

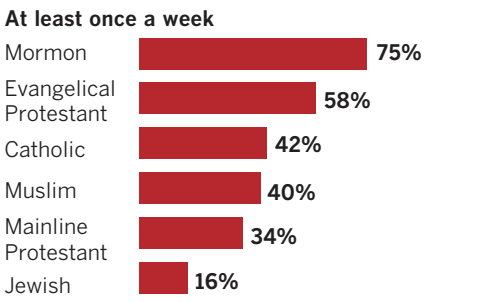


## Denomination group breakdown

Protestant churches		51.3%
Evangelical	26.3	
Mainline	18.1	
Historically black	6.9	
Catholic		23.9
Mormon		1.7
Jehovah's Witnesses		0.7
Orthodox Christian		0.6
Other Christian		0.3
Jewish		1.7
Muslim		0.6
Buddhist		0.7
Hindu		0.4
Other faiths		1.2
Unaffiliated		16.1
Atheist	1.6	
Agnostic	2.4	
Nothing in particular	12.1	
Don't know		0.8

## Attendance at religious services

The percentage of members who say they attend religious services at least once a week varies quite widely among religious groups.



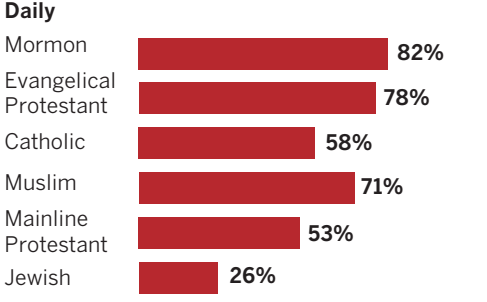
## Attendance

	At least once a week	Monthly/yearly*	Seldom/never
<b>U.S. population</b>	<b>39%</b>	<b>33</b>	<b>27</b>
Protestant	50%	33	17
Evangelical churches	58%	28	13
Mainline churches	34%	42	23
Catholic	42%	39	19
Mormon	75%	16	7
Jehovah's Witnesses	82%	10	7
Orthodox Christian	34%	49	16
Jewish	16%	53	31
Muslim	40%	26	34
Buddhist	17%	44	38
Hindu	24%	57	19
Atheist	4%	10	85

\* Once or twice a month or a few times a year. \*\* The survey included too few Jehovah's Witnesses and Muslims with children living at home for this analysis.

## Frequency of prayer

A majority of Americans say they pray at least once a day outside of religious services. (Oddly enough, so do 5% of self-described atheists.)

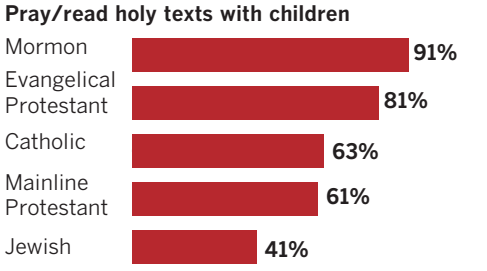


## Prayer

	Daily	Once/few times a week	Few times month	Seldom/never
<b>U.S. population</b>	<b>58%</b>	<b>17</b>	<b>6</b>	<b>18</b>
Protestant	69%	17	4	8
Evangelical churches	78%	14	3	5
Mainline churches	53%	23	7	15
Catholic	58%	21	7	13
Mormon	82%	10	3	5
Jehovah's Witnesses	89%	6	2	1
Orthodox Christian	60%	17	5	16
Jewish	26%	18	8	44
Muslim	71%	11	1	16
Buddhist	45%	13	9	31
Hindu	62%	14	5	17
Atheist	5%	5	2	87

## Religious upbringing of children

Those with children were asked if they a) pray or read holy texts with their children, b) send their children to Sunday school or similar religious education or c) home-school or send their children to a religious school.

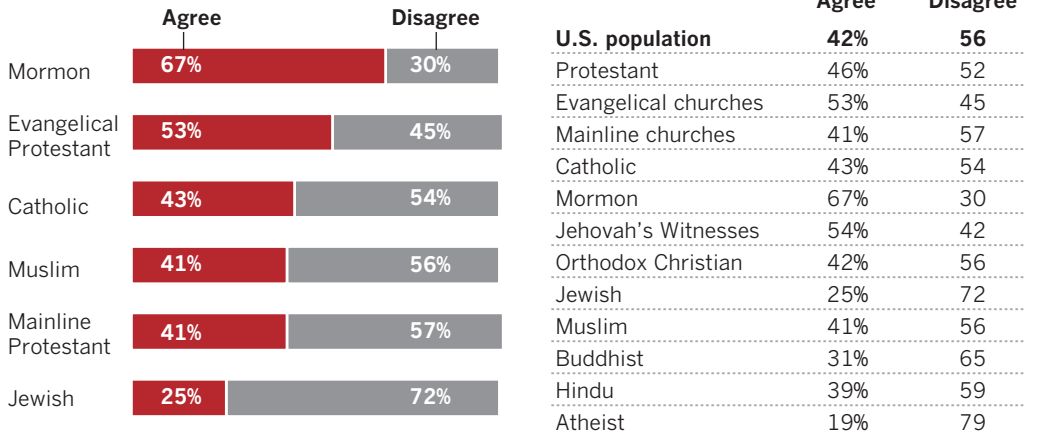


## Instruction

	Pray/read holy texts	Religious education	Home/religious school
<b>U.S. population</b>	<b>63%</b>	<b>60</b>	<b>15</b>
Protestant	74	73	14
Evangelical churches	81	79	18
Mainline churches	61	62	10
Catholic	63	51	20
Mormon	91	90	6
Jehovah's Witnesses	na**	na**	na**
Orthodox Christian	56	58	30
Jewish	41	56	27
Muslim	na**	na**	na**
Buddhist	37	24	10
Hindu	66	22	5
Atheist	8	24	4

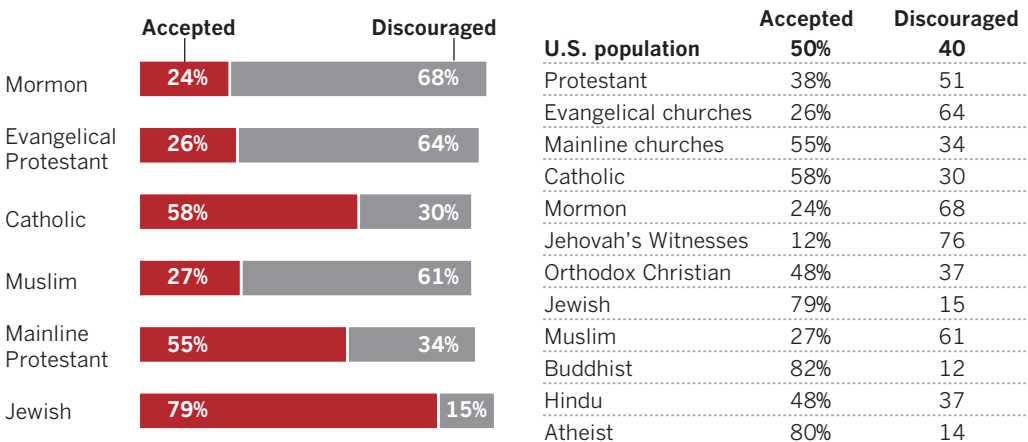
## Hollywood's values

Evangelicals, Mormons and Jehovah's Witnesses are most likely to agree with the statement, "I often feel that my values are threatened by Hollywood and the entertainment industry." Jews and atheists are least likely to agree.



## Views of homosexuality

Respondents were asked which statement comes closer to their views: Homosexuality a) is a way of life that should be accepted by society, or b) is a way of life that should be discouraged by society.



Note: Percentages may not total 100 because of rounding or because some categories of answers are not shown. The U.S. Religious Landscape Survey interviewed 35,556 U.S. adults in 2007. The margin of sampling error is +/- 0.6 percentage points for the entire sample. Margins are larger for the subgroups.

Source: Pew Forum on Religion & Public Life. Graphics reporting by RAY ENSLOW

Recent regional explainer graphics are available at [latimes.com/localgraphics](http://latimes.com/localgraphics)